


OUR SUNDAY VISITOR

Encounter *with* Christ

Be Sealed

CONFIRMATION



Called to
WITNESS

© 2017 by Our Sunday Visitor.

All rights reserved. No part of this publication may be reproduced or transmitted in any form or by any means, electronic or mechanical, including photocopy, recording, or any information storage and retrieval system, without permission in writing from the publisher. Visit osv.com/permissions for more information and to submit a request for permission to use this material.

Our Sunday Visitor Curriculum Division
Our Sunday Visitor, Inc.
200 Noll Plaza, Huntington, Indiana 46750
1-800-348-2440

Encounter with Christ is a registered trademark of Our Sunday Visitor Curriculum Division, Our Sunday Visitor, 200 Noll Plaza, Huntington, Indiana 46750.

For permission to reprint copyrighted materials, grateful acknowledgment is made to the following:

Excerpts from the United States Catholic Catechism for Adults, copyright © 2006, United States Catholic Conference, Inc.—Libreria Editrice Vaticana.

Photo Credits

3C © P Deliss/Godong; 13C © Our Sunday Visitor; 23C © Philippe Lissac/Godong;
33C © Courtesy of the Diocese of Fargo

Session Outcomes

Informing the Mind

- Connect calling upon the Holy Spirit during Sacraments to the laying on of hands
- Recognize the seven Gifts of the Holy Spirit
- Describe the biblical image of wind as a symbol of the Holy Spirit

Forming the Heart

- Identify and honor Jesus as the Lord of heaven and earth
- Appreciate how the Gifts of the Holy Spirit prepare us for discipleship
- Learn how to open our hearts to the voice of the Paraclete, the Holy Spirit

Church Documents

- *Catechism of the Catholic Church* 1241, 1287–1289, 1296, 1303
- *Order of Confirmation* 25

Catechist Background

Through the Sacraments of Baptism and Confirmation, we enter into the dying and rising of Jesus. And, like his disciples, we receive the outpouring of the Holy Spirit at Confirmation, our own Pentecost (see CCC, 1288). In each Sacrament, we receive the Holy Spirit's grace to equip us with the virtues and gifts that we need to live as Jesus' disciples. In Confirmation, the Holy Spirit unites the baptized with a new bond to Christ. As members of the Body of Christ, the Church, we are united by the Holy Spirit and strengthened to participate in the Church's mission. We are called and empowered to cooperate with God in manifesting his kingdom on earth. We hear the echo of the Christian disciple's mission in these familiar words: "thy kingdom come, thy will be done." Confirmation gives us the grace necessary to live in the service of the Reign of God.






During Confirmation, the bishop extends his hands over the candidates and prays: "Send upon them, O Lord, the Holy Spirit, the Paraclete; give them the spirit of wisdom and understanding, the spirit of counsel and fortitude, the spirit of knowledge and piety; fill them with the spirit of the fear of the Lord" (*Order of Confirmation*, 25). The bishop then anoints each candidate with Sacred Chrism, an oil consecrated by the bishop during Holy Week. This sacred oil is mixed with a balsam fragrance for a specific reason: "For we are the aroma of Christ for God ..." (2 Corinthians 2:15). With this oil we are marked for Christ. The *Catechism of the Catholic Church* tells us that, "This anointing highlights the name 'Christian,' which means 'anointed' ..." (CCC, 1289). "This seal of the Holy Spirit marks our total belonging to Christ, our enrollment in his service forever ..." (CCC, 1296).

➔ **Reflect** Who is someone you know who brings the fragrance of Christ into the room? Which of the Gifts of the Holy Spirit do you long for most deeply and which are you most open to in your life?



Holy Spirit, help me to know your gifts and how they work in my life. Help me to use your gifts to bring the Good News of Christ to these young people.

Session Planning

What You Do		What You Need
 Invite, 15 minutes		
Page 13	<ul style="list-style-type: none"> • The Annunciation (Luke 1:34–36), Reflect prayerfully on God’s Word. 	<input type="checkbox"/> prayer table or candle
Page 14	<ul style="list-style-type: none"> • Activity Identify different types of gifts and write about a gift from God. 	<input type="checkbox"/> pencils or pens <input type="checkbox"/> markers and crayons
 Discover, 40 minutes		
Page 15	<ul style="list-style-type: none"> • Catholic Signs & Symbols Talk about how we can call on the Holy Spirit because Jesus promised to send the Third Person of the Holy Trinity to his Apostles and to us. • Meet Jesus Explain that we call Jesus Lord because his is God. 	<input type="checkbox"/> pencils or pens
Pages 16–17	<ul style="list-style-type: none"> • Discuss how our Lord Jesus gave us a gift so great that we would not trade it for the world. • Examine the gift of friendship. • Unity and Variety (1 Corinthians 12:4–6), Proclaim the scripture passage about the variety gifts that work to unite us. • Discuss spiritual gifts that help us to know and love God. • Activity Unscramble the spiritual gifts. • Entering the Mystery Point out that although we cannot see the Holy Spirit we can witness what happens when the Holy Spirit is working in our hearts. 	<input type="checkbox"/> pencils or pens
Pages 18–19	<ul style="list-style-type: none"> • Talk about how the Holy Spirit is the Paraclete that unites us with Jesus by giving us gifts to live as a disciple. • Discuss the Laying on of Hands that takes place during the Sacrament of Confirmation. • Explore the seven Gifts of the Holy Spirit. • Point out that the Book of Isaiah describes the coming of a king who would be the Messiah, meaning the <i>Anointed One</i>. • Define the word <i>candidate</i> as someone preparing to receive the Sacrament of Confirmation. 	<input type="checkbox"/> chalk or markers <input type="checkbox"/> whiteboard or newsprint <input type="checkbox"/> pencils or pens <input type="checkbox"/> crayons
Page 20	<ul style="list-style-type: none"> • Explore what it means to have the heart of a disciple. • Activity Match pictures that show different actions or scenarios with their particular Gift of the Holy Spirit. 	<input type="checkbox"/> Gifts of the Holy Spirit stickers (provided in Child Book)
 Live, 15 minutes		
Pages 21–22	<ul style="list-style-type: none"> • Reflect on the practice of listening to the Holy Spirit as he opens our hearts to Jesus. • Activity Color a puzzle with a hidden message to reveal what Saint Benedict taught.  Point out the My Family in Our Parish activities for the upcoming week. • Conclude with the closing prayer and ritual. 	<input type="checkbox"/> pencils and pens <input type="checkbox"/> prayer table with holy water in bowl, a cross or crucifix, a Bible, and a candle  copies of Session 2 Family + Faith Pages

Catholic Faith Words Paraclete • laying on of hands • Gifts of the Holy Spirit • Messiah

Making Connections

Family Resources



My Family in Our Parish

Page 22 in the Child Book asks young people and their families to look around the Church to find a symbol of the Holy Spirit. Maybe offer some suggestions such as stained glass or candles. They are also asked to ask the Holy Spirit to help prepare for the Sacrament of Confirmation.

Session 2 **Family + Faith Pages** provide suggestions for family activities relating to how the Gifts of the Holy Spirit prepare us for discipleship.

Online Resources




 sacraments.osv.com

- Adaptive Learning & Special Needs options
- Online games and downloads
- Multimedia Glossary
- Additional Lesson Plan

Catholic Signs & Symbols

We call on the Holy Spirit as Catholics, and in the Order of Confirmation, the bishop (along with any priests who are concelebrating) extends his hands over all those being confirmed. He calls on the Holy Spirit by praying for the outpouring of the Holy Spirit. The bishop will also lay his hands on those being confirmed when he anoints them with Sacred Chrism in the next step of the rite.



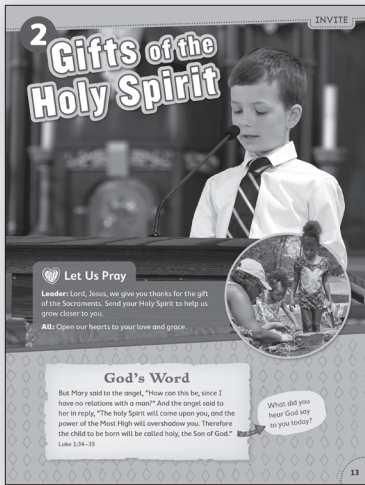
Calling on the Holy Spirit

As the Child Understands

Touch is so important in the nurturing of a child. Hugs from mom or dad when their child is upset, holding a hand for safety or reassurance, and a pat on the back to say “good job”—all of these are examples of the power of touch. They communicate profound messages at important moments. In the Sacraments, God chooses to communicate with us through our senses. Speaking with gestures that involve touch happens in many of the Sacraments as it does in the Rite of Confirmation. It can sometimes be anxiety-provoking for children to be touched by an adult they do not know well. Knowing what to expect, and understanding what the laying on of hands signifies, will help children who are being confirmed feel more comfortable with this part of the rite.

A Deeper Understanding

In Sacred Scripture, we can see the Apostles calling on the Holy Spirit by laying hands on the baptized and praying for them to receive the Holy Spirit. Just as the Apostles imparted the Gift of the Holy Spirit through the laying on of hands, our bishops, as successors to the Apostles, continue to impart this gift through the same action. The *Catechism of the Catholic Church*, quoting Pope Paul VI, states, “The imposition of hands is rightly recognized by the Catholic tradition as the origin of the sacrament of Confirmation, which in a certain way perpetuates the grace of Pentecost in the Church” (CCC, 1288).



Page 13

Gifts of the Holy Spirit Page 13

Let Us Pray

Consider gathering around a prayer table or candle to signal sacred time. Quiet the children and read aloud the leader's part on page 13 of the Child Book. Prompt the children to read the **All** response. Then direct them to return to their seats.

God's Word


Guide the children through the process of preparing for scripture reflection.

- Invite the children to close their eyes, be still, and be ready to hear what God is saying to them.
- Ask them to pay attention to their slow steady breaths.
- Maintain several moments of silence.
- Read aloud the Scripture.
- Sit in silence for an appropriate amount of time.
- Ask: "What did you hear God say to you today?"
- Invite volunteers to share.

Say: Raise your hand if you like to receive a gift. Can you think of anyone who doesn't like to receive a gift? Today we are going to think about gifts—why people give gifts, what they might mean, and how you should act when you are given a gift.

Surprise, Surprise! Page 14

Lead the class in completing the wrapped gift activity.




Ask: Can you guess what the wrapped gift is? Before anyone can answer, instruct the children to write their answers in the space provided.

Say: Now you can draw a gift that the rest of us will guess but remember to give some clues by the size and shape of the gift.

Direct the children to work in pairs and look at each other's drawn gift. Each child should guess what the other's gift might be.

Say: The greatest gift giver of all is God. Think of a gift God has given you and write it on the gift bag.

Have each child share what gift they wrote on the bag. Suggest some additional gifts that they might not have considered. For example, the water they drink, the air they breathe, the parish where they worship.




Page 14

Catechist Background

Baptism and Confirmation Preparation for the Sacrament of Confirmation has rightly emphasized receiving the Holy Spirit and the outpouring of his Gifts. Yet, it is essential to understand the relationship between Baptism and Confirmation. At Baptism: “The *anointing with sacred chrism*, perfumed oil consecrated by the bishop, signifies the gift of the Holy Spirit to the newly baptized, who has become a Christian ... incorporated into Christ ...” (CCC, 1241). Confirmation deepens baptismal grace and “... increases the gifts of the Holy Spirit in us ...” (CCC, 1303).

In Confirmation, the Gifts of the Holy Spirit given to us in Baptism are deepened. We are equipped with all that is necessary to be faithful disciples of Christ and evangelizing witnesses for the Gospel. It will take a lifetime to grow in the understanding and practice of these gifts.



Page 15

Catholic Signs & Symbols Page 15

Optional Activity: Power over Death Role play the story of Thomas and Jesus (John 20:24–29) using index cards with Bible verses as prompts if necessary. Discuss Thomas’ response noting that he acknowledges Jesus’ Resurrection is power over death. Create a superhero’s cape big enough to place on a child. Have children discuss some of God’s powers (for example, knows all things, creates all things, is everywhere at the same time, everything good starts in God) and write them on labels that can be attached to the cape while a volunteer wears it. Point out that for God, all things are possible. He’s not a superhero, and he doesn’t make us one, but he wraps us in his power and cares for us. Discuss and emphasize the power of love.

Explain that the lesson’s Catholic sign is Calling on the Holy Spirit. In the Sacraments, there is a gesture that is important. It is a gesture that the bishop or priest makes as he asks the Holy Spirit to bring Jesus to us.

Ask: Do you know that we often speak with our hands? Let’s do it now.

Have the children stand.

Ask: How would you say give me some of that? *hands together and cupped open*
 Now how do you let people know you doing the Pledge of Allegiance? *hands over heart*
 How do you show that you are talking to God? *hands folded in prayer*
 What gesture shows that you are angry? *fists clenched*
 How can you express that you are pleased to meet someone? *shake someone’s hand*

Direct the children to look at the pictures of the priest on page 15 in their books.

Ask: What do you think he is saying with his hands in each picture? *responses will vary.*


Read the second paragraph and direct the children to circle the three Sacraments as you name them and to listen carefully for what the Holy Spirit is doing in each of these Sacraments.

Review by asking what happens in each Sacrament and have the children read together the phrase that describes how the Holy Spirit works in the Sacraments “made one”; “deepen his gifts”; and “bread and wine are changed”.

Meet Jesus

Say: When we think of superheroes we think about the powers they have. What are some of those powers? *Responses will vary.*

Explain that when we say Jesus is Lord, it is a way to talk about the power of God. Read the first two and last sentence of this paragraph together. Explain that these sentences will tell us about the power of God.



Page 16

Gifts Are Signs Page 16

Ask the children to think of the best gift they have ever received.

Ask: What was that gift? Allow some volunteer responses.

Say: Most of us probably thought of a gift that was “some-thing.” Let’s read the first paragraph that can help us understand more about gifts.

Read the paragraph and have the children follow.

Have the children look at the pictures on the page and identify what gifts are being illustrated.

Direct the children to read the second paragraph quietly and circle the three most precious gifts that someone can share. *knowledge, time, heart*

Point out that Jesus called us his friends.

Disciples Sharing Discuss how friendship is a gift. Ask the children if they can think of a time when they have offered the gift of friendship to someone.

Ask: What was a great gift that Jesus gave us? *Possible responses: his life, his love, dying on the Cross*

Say: Jesus gave us a final gift before he returned to his Father in heaven. While I am reading this I want you to listen carefully and stand when you hear a word that you have never heard before.

Stop reading at the word *Paraclete* and acknowledge those standing. Read together the two sentences that tell what the word *Paraclete* means.

God, the Giver of Gifts Page 17

Read the first sentence.


God’s Word

Explain that Saint Paul tells the disciples in the city of Corinth about specific kinds of gifts.

Proclaim the Scripture and transition to the activity that follows.

Say: Saint Paul is talking about spiritual gifts. God asks us, his disciples, to use these gifts. Let’s be detectives and discover what gifts the people in the pictures are using. We are going to unscramble the letters. The pictures will give us a clue.

 Do the activity together.



Page 17

Entering the Mystery

Ask: How do you know when the wind is blowing? *tree branches move, you feel it on your skin, it can move a sailboat*

Point out that the authors of the Bible use the word wind or breath to describe the Holy Spirit. As an example, read the following verse from the Book of Genesis: "... the earth was without form or shape, with darkness over the abyss and a mighty wind sweeping over the waters" (Genesis 1:2).

Read aloud the paragraph at the bottom of page 17 while the children follow along.

The Seven Gifts Page 18

In large letters, write the words *Baptism* and *Confirmation* on a whiteboard or newsprint.

Remind the children that at their Baptism, the Holy Spirit, the Paraclete, made each of them one with Jesus and gave them his gifts.


Say: At your Confirmation, the Holy Spirit will connect you even more strongly to Jesus and the Church. The Spirit's gifts will help you to be a powerful and joyful witness.

Say: Look at the picture on this page. Here is the prayer the priest or the bishop is saying at this moment: (Read the quotation from the *Order of Confirmation, 25*, on page 18 of the Child Book.)

Hand out index cards—pink cards with gifts of the Holy Spirit and blue cards with definitions. Each child should get either a pink or blue card.

Direct the children to read about the gifts and their definitions on pages 18 and 19 in their books. Then instruct them to search for the person who has the matching word or definition for the card they have and stand next to this person.

When everyone has finished finding their match, review the words and definitions and provide an example of each.



Page 18

Sharing in the Life of Christ Page 19

Write the Gifts of the Holy Spirit on a whiteboard or newsprint.

Explain that many years before Jesus was born, a prophet named Isaiah told about a King who would come, and that he would be filled with the Holy Spirit.

Tell the children that as you read from the Book of Isaiah they should listen for the seven Gifts of the Holy Spirit.

Say: Each time I say one, raise your hand. Look at the list to remember.

Proclaim the Scripture slowly, giving time for the children to raise their hands.

Say: Jesus, who is God's Son, has chosen you to be his follower, just like he chose the first disciples. Your Confirmation will be a day like the first Pentecost. The Holy Spirit will give you the desire to share the message of Jesus and all the gifts you need.

Ask for a volunteer to read the third paragraph starting with "You have to use ..."

Say: Let's circle the last sentence so that we remember how important it is to use the Holy Spirit's gifts.

Sharing in the Life of Christ

The Book of Isaiah, which was written many years before Jesus was born, describes a king that is coming. The king would be a **Messiah**, or Anointed One. And the Holy Spirit would come down upon the Anointed One.

Isaiah was describing Jesus. Jesus has chosen you to be his friend and follower. Like the Apostles on the day of Pentecost, at Confirmation you will be "set free" to spread the Good News. Jesus has given us new life!

The spirit of the Lord shall rest upon him: a spirit of wisdom and of understanding, a spirit of counsel and of strength, in spirit of knowledge and of fear of the Lord, and his delight shall be the fear of the Lord." **Isaiah 11:2-3a**

You have to use the Spirit's gifts in order to grow. It would be silly to receive a gift and never open it. You probably would not open a gift and then hide it away. We joyfully receive the Gifts of the Holy Spirit. We "open" these gifts by using them.

We use the word **candidate** to mean someone who is preparing to receive Confirmation. People who are preparing to become baptized members of the Church are called **catechumens**.

Piety (Reverence) helps you to show faithful love and honor to God. It allows you to see the importance of spending time with God in prayer and respecting all of God's creation.

Knowledge helps you learn about God's loving communication and be open to his presence and truth.

Fear of the Lord (Wonder and Awe) allows you to know that God is greater than any created thing. It fills you with amazement.

Fortitude (Courage) helps you to be strong in faith and witness.

19

Page 19

The Heart of a Disciple Page 20

Say: Listen as I read the first paragraph. There is something different here than what we usually think. Read the first paragraph on page 20 of the Child Book.

Ask: Who can tell me what is different about the Gifts of the Holy Spirit compared with other gifts you have received? *Possible responses: most gifts we receive are given for our own use (clothes, jewelry, books)*

Explain that the Gifts of the Holy Spirit that are given to us are meant for everyone. When we use them, we cooperate with God to make his plan of happiness and peace for the world happen.

Read the activity instructions. Allow the children time to complete the activity.

Review the activity by directing the children to look at each picture and then having a volunteer say what gift is named on the sticker that goes with the picture. Identify the correct Gift of the Holy Spirit for each picture. You may want to refer back to the page 18 of the Child Book for definitions.

DISCOVER

The Heart of a Disciple

God wants us to share the Gifts of the Holy Spirit. They are given to us for the good of our Church and the world.

The pictures on this page show people using the Gifts of the Holy Spirit. Look at the back of your book for the stickers with the names of each of the Spirit's gifts. Place each Gift of the Holy Spirit sticker underneath the correct picture on this page.

Thank you God for thinking of parangit!

I'm so sorry that you lost.

Can we ever know how good God is?

Stephane is building jobs.

If they all believe that God made us, why are they fighting?

We should tell mom what happened.

Please sticker here

Please sticker here

Please sticker here

Please sticker here

Please sticker here


Please sticker here

Please sticker here

Please sticker here

20

Page 20




Page 21

Listening for the Holy Spirit Page 21

Read aloud the first two paragraphs on page 21 and have the children listen for ways that the Spirit urges us. Have the children write the numbers 1 through 5 next to each of these ways.

Summarize the paragraph that tells about what Saint Benedict taught others.

 Review instructions for activity. When completed, talk with the children about what it might mean to listen with the ear of your heart. *Opening your heart to hear what God might want you to do or say*

Closing Ritual Prayer

Have a fan blowing and gather the children around a table, a bowl of holy water, a candle, a Bible, and a cross.


Leader: In the name of the Father and of the Son and of the Holy Spirit.

We pray to you God, the almighty Father, for your sons and daughters.


Open their minds and hearts to your Holy Spirit, so that they will grow in ever deeper relationship with Jesus, our Lord.

All: Help us to feel your presence like a gentle breeze. May we use our hands (children extend hand outward, palms up) to give glory to you by sharing your gifts.

All: Amen.



Page 22

 If books go home, remind the children to complete page 22 and bring their books back. Distribute copies of the Session 2 **Family + Faith Pages**.