

OUR SUNDAY VISITOR

Encounter *with* Christ

Be Sealed

CONFIRMATION



Called to
WITNESS

SESSION 3

© 2017 by Our Sunday Visitor.

All rights reserved. No part of this publication may be reproduced or transmitted in any form or by any means, electronic or mechanical, including photocopy, recording, or any information storage and retrieval system, without permission in writing from the publisher. Visit osv.com/permissions for more information and to submit a request for permission to use this material.

Our Sunday Visitor Curriculum Division

Our Sunday Visitor, Inc.

200 Noll Plaza, Huntington, Indiana 46750

1-800-348-2440

Encounter with Christ is a registered trademark of Our Sunday Visitor Curriculum Division, Our Sunday Visitor, 200 Noll Plaza, Huntington, Indiana 46750.

For permission to reprint copyrighted materials, grateful acknowledgment is made to the following:

Excerpts from the United States Catholic Catechism for Adults, copyright © 2006, United States Catholic Conference, Inc.—Libreria Editrice Vaticana.

Photo Credits

3C © P Deliss/Godong; 13C © Our Sunday Visitor; 23C © Philippe Lissac/Godong;

33C © Courtesy of the Diocese of Fargo

Session Outcomes

Informing the Mind

- Recognize that Sacred Chrism is the one of the primary symbols of the Sacrament of Confirmation
- Explain how Confirmation deepens the grace of Baptism
- Describe the anointing of priests, prophets, and kings as recorded in Sacred Scripture

Forming the Heart

- Appreciate that the Holy Spirit helps us to know Jesus as our greatest teacher
- Grow in understanding that following God's will brings the peace of Christ
- Become aware of the strength that flows from the Holy Spirit in Confirmation to live as disciples

Church Documents

- *Catechism of the Catholic Church* 1241, 1289, 1312–1314

Catechist Background

In order to fully appreciate the Sacraments of Initiation, we need to understand how they work together. Instead of seeing Baptism, Confirmation, and Eucharist as three isolated moments, we could imagine them as three movements of one symphony. Each is distinct and yet one moves you to another. When you experience the richness of the three in relationship to each other, you receive the fullness of the composer's gift. The Sacraments of Initiation are the movements of God's symphony—his gift to us.

Confirmation deepens our capacity to live our Baptism, and Eucharist strengthens and nourishes us as we are sent out on mission. We are given every gift necessary to live as disciples. Practically, that means in our spiritual life, there is nothing we cannot do and nothing we cannot become, because we are the temples of the Holy Spirit. The Spirit is the source of our capacity to live a just, compassionate, generous, and truthful life. If you have ever looked at someone and thought, "I could never be that forgiving" or "I could never be that courageous," you are deeply mistaken. In God, all things are possible.






Through the grace of Confirmation, we are given all that we need to manifest God's kingdom in this world. The Holy Spirit stands at the ready. He longs to equip us with the gifts we need to set the world on fire with the good news of God's love made visible in Christ Jesus. Confirmation is indeed another Pentecost. Like all of God's gifts, however, we need to be open to receive this gift.

➔ **Reflect** How have you experienced the richness of the Sacraments of Initiation working together in your life? What is one thing that is possible in God?



Holy Spirit, I know that for you all things are possible. Help me to have faith to seek those things that seem impossible.

Session Planning

What You Do		What You Need
 Invite, 15 minutes		
Page 23	<ul style="list-style-type: none"> • The Way, the Truth, and the Life (John 14:4–7), Reflect prayerfully on God’s Word. 	<input type="checkbox"/> prayer table with a candle <input type="checkbox"/> glass container, olive oil <input type="checkbox"/> fragrance pot with lid <input type="checkbox"/> whiteboard or newsprint
Page 24	<ul style="list-style-type: none"> • Activity Identify different ways that people use oil in their daily lives. 	<input type="checkbox"/> pencils or pens <input type="checkbox"/> Activity stickers (in Child Book)
 Discover, 40 minutes		
Page 25	<ul style="list-style-type: none"> • Catholic Signs & Symbols Point out that Sacred Chrism is a perfumed oil used during Baptism, Confirmation, and Holy Orders. • Meet Jesus Explain that Jesus is the best teacher ever because he is the Son of God. 	<input type="checkbox"/> whiteboard or newsprint
Pages 26–27	<ul style="list-style-type: none"> • Discuss the ways that we use oil and how that connects with the Old Testament stories about rulers and kings. • The Priestly Anointing (Exodus 28:1–2, 41), Proclaim the scripture when Moses brother and his sons were anointed as priests. • Explore the roles of anointed leaders as priests, kings, and prophets. • Activity Connect the dots to reveal one common trait of priests, prophets, and kings. • Entering the Mystery Explore the meanings of the word <i>seal</i>. 	<input type="checkbox"/> pencils or pens <input type="checkbox"/> whiteboard or newsprint
Pages 28–29	<ul style="list-style-type: none"> • Connect the roles of priest, prophet, and king to the life of Jesus and his anointing as the Messiah. • Discuss how the anointed disciples of Jesus share in his roles of priest, prophet, and king. • Activity What might Jesus be saying in each situation. 	<input type="checkbox"/> pencils or pens <input type="checkbox"/> piece of paper with a picture of Jesus
Page 30	<ul style="list-style-type: none"> • Explain the Holy Spirit’s role in helping us to understand and believe what Jesus taught. • Activity Follow the instructions to find a message about Jesus. 	<input type="checkbox"/> pencils and pens
 Live, 15 minutes		
Pages 31–32	<ul style="list-style-type: none"> • Summarize what a disciple does in sharing Jesus’ life as a priest, prophet, and king. • Activity Examine each picture and imagine what you would say or do if you there. •  Point out the My Family in Our Parish activities for the upcoming week. • Conclude with the closing prayer and ritual. 	<input type="checkbox"/> pencils and pens <input type="checkbox"/> prayer table with holy water, a cross, a Bible, and a candle <input type="checkbox"/> three large cards with the words <i>Priest, Prophet, or King</i> written on each.  copies of Session 3 Family + Faith Pages

Catholic Faith Words Sacred Chrism • anointing • seal • advocate • peace

Making Connections

Family Resources

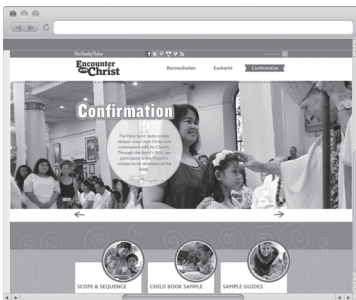


My Family in Our Parish

Page 32 in the Child Book asks young people with their family to visit the Baptismal or holy water font in their church. They can each dip their fingers in the water and say a special prayer found in the Child Book. The children are also asked to find the sacred oils in the church and to draw or take a photo of the oils to paste in their Child Book.

Session 3 **Family + Faith Pages** provide suggestions for family activities relating to the significance of being anointed and sealed with the Holy Spirit.

Online Resources



 sacraments.osv.com

- Adaptive Learning & Special Needs options
- Online games and downloads
- Multimedia Glossary
- Additional Lesson Plan

Catholic Signs & Symbols

Sacred Chrism is the holy oil used in the Sacraments of Baptism, Confirmation, and Holy Orders. It is made from olive oil scented with balsam. The Chrism in each parish church is blessed by the bishop at the Chrism Mass normally held during Holy Week (the week before Easter). The sacred oils of Chrism, of the Sick, and the Catechumens are sometimes placed in a significant space in a parish church called the *ambry*.




Sacred Chrism

As the Child Understands

Children who were baptized as infants will not remember the feeling or scent of Sacred Chrism, but many children associate putting on a fragrance as a sign of doing something important. For example, their parents might put on cologne before going out for a special occasion. It is helpful for children being confirmed to know what Sacred Chrism feels and smells like, so they won't be surprised or distracted by this part of the rite. While we would not place Chrism on a child, buying some scented oils and placing some on the children's hands will acquaint them with the feel and fragrance of scented oil.

A Deeper Understanding

Since Old Testament times, anointing with oil has signified the marking of someone chosen for a special purpose. The anointing with oil is also an important symbol of the Holy Spirit. In 1 Samuel 16:13, we read of the anointing of David by Samuel when David was chosen to be king. Scripture tells us that the Holy Spirit came upon David after he was anointed for this special purpose. The *Catechism of the Catholic Church* points out that the anointing with Sacred Chrism "highlights the name 'Christian,' which means 'anointed' and derives from that of Christ himself whom God 'anointed with the Holy Spirit'" (Acts 10:38; CCC, 1289).



Page 23

Sealed with the Spirit Page 23

Let Us Pray

Consider gathering around a prayer table with a candle to signal sacred time. For this lesson, consider adding a beautiful glass container with some olive oil as well as a fragrance pot with a lid that is heavily scented when opened.

Write the **All** response from page 23 in the Child Book on the board or on newsprint.

Read the leader part of the prayer, then light the candle and remove the lid.

Prompt children to read aloud the **All** response.

God's Word

Guide the children through the process of preparing for scripture reflection.


- Invite the children to close their eyes, be still, and prepare to hear what God is saying to them.
- Ask them to pay attention to their slow steady breaths.
- Maintain several moments of silence.
- Read aloud the Scripture.
- Sit in silence for an appropriate amount of time.
- Ask: "What did you hear God say to you today?"
- Invite volunteers to share.

Say: Knowing Jesus and living as his friend—his disciple—is our most important work. The Holy Spirit will help us to do that work. Let's turn the page and begin to think about what sign God will use to send his Spirit.

How Many Ways? Page 24



Lead the class in completing the activity on page 24 of the Child Book. Read the instructions and allow children time to complete the assignment.

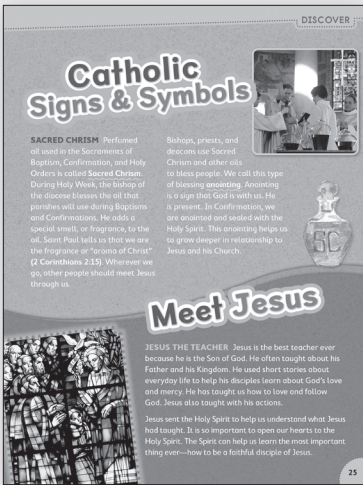


Page 24

Ask for volunteers to share their answers. *adding flavor, protecting food from burning, helping wounds to heal, fixing a door, making an engine run smoothly.*

Discuss some other uses for oil. *Possible responses: Oil is used in cosmetics, detergents, fertilizers, medicines, and paints.*

Allow time for the children to share their responses with one another.



Page 25

Catholic Signs & Symbols Page 25

Optional Activity: Fragrance of Christ Give each child a small plastic bottle with a non-scented oil (use inexpensive olive oil or vegetable oil). Also have three or four fragrance oils available. Allow each child to choose a fragrance and add a few drops to their oil. Try to include balsam oil in your choices. Balsam is the fragrance added to the Chrism oil, which the bishop consecrates during the Chrism Mass. Invite each child to dip a finger into the bottle and place it on his or her hand. Discuss Saint Paul's Second Letter to the Corinthians, which tells us that Christians carry the aroma of Christ.

Write the words *Sacred Chrism* on a whiteboard or newsprint and remind the children that they have just learned how oil can be used in many different ways.

Ask: (Pointing to words *Sacred Chrism*) Who can read these words?

Explain that Sacred Chrism is a very special oil used in our Catholic Church. As I read listen for how it is made and what we use it for.

Read the paragraph about Sacred Chrism, and then discuss what the pictures on the page show.

Say: Look at the second paragraph. It calls attention to the word *anointing*. Who can explain what it means to be anointed?

Point out to the children that they will be *anointed* with Sacred Chrism at Confirmation.

Say: How wonderful that you will be signed and sealed with mark of the Holy Spirit. If your hearts are open, the Spirit will fill you with his power.

Meet Jesus

Direct the children to look at the image of Jesus the Teacher at the bottom of the page in their books.

Say: Today we are meeting Jesus the Teacher.

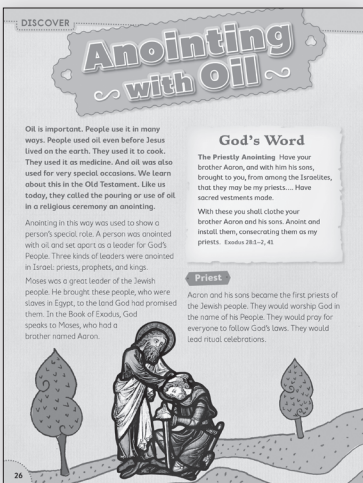
Summarize the first paragraph.

Say: Sometimes we need help to understand something we are learning. Let's read the second paragraph together, and let's circle what the Holy Spirit helps us to learn.

Anointing with Oil Page 26

Write the words *Priest*, *Prophet*, and *King* on a whiteboard or on newsprint.

Read the first two paragraphs pointing to each of the words you have written on the board or newsprint as you read them. Ask the children to repeat these three words, then summarize the third paragraph.



Page 26

God's Word

Say: In this reading from the Bible, we will hear the word *vestments*. Vestments are special articles of clothing mentioned in the Old Testament that are worn by priests. When you hear the word *vestments* or the word *anoint* raise your hand.

Read the Scripture aloud.

Priest

Read aloud the paragraph under the heading for *Priest*. On the board, write the word *Priest* and list the three responsibilities of the priests of Israel that are mentioned in this paragraph.

Read each one and ask the children what each means.

King Page 27

Write the word *King* on the board followed by the three responsibilities of a king: stand up for what is right; listen to God's Word; and rule over his People.

Ask the children to read the three paragraphs about kings and circle the phrases that you have written on the board.

Say: God told Samuel who he had chosen to be king. What did Samuel do as a sign that Saul would be king? *Anointed him with oil*

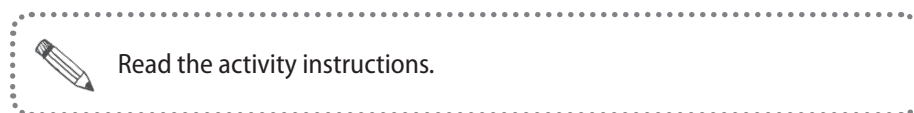
Prophet

Write the word *prophet* on the board followed by the following phrases: speak God's truth and call people to be faithful.

Say: Let's turn to the word *prophet*. A prophet is another person given a special responsibility by God. Follow along as I read about the special work of the prophet.

Read aloud the text that tells about prophets.

Say: Prophets were also anointed.



Look at the picture in the activity on page 27. Where is the King? The Priest? The Prophet? Connect the dots to show something that all three have in common. *they were all anointed*

Entering the Mystery

Explain that during the Sacrament of Confirmation the candidates will be sealed with the Holy Spirit.

Say: You will be marked as a disciple of Jesus. Let's think about what that means.


Read the text emphasizing the words of anointing



Page 27

DISCOVER

Jesus is Priest, Prophet, and King




In Israel, some people were prophets. Some were priests, and some were kings. When the Son of God came to the world, he became all three. The Holy Spirit made Jesus priest, prophet, and king! We call Jesus the Messiah. The word "Messiah" means the "anointed one."

- Jesus is the perfect priest because he offered himself as the ultimate sacrifice.
- Jesus is the perfect prophet because he knows everything the Father wants us to know. Jesus had the courage to tell God's truth to everyone.
- Jesus is the King of heaven and Earth. He shows us the importance of service. His Kingdom is fully in heaven. His earthly kingdom began when he came to our world. We help God's Kingdom to grow when our words and actions are like Jesus'.

At your Baptism, the priest or deacon anointed you with Sacred Chrism. He said, "[God] now anoints you with the oil of salvation, so that, united with his people, you may remain for ever a member of Christ who is Priest, Prophet, and King" (Rite of Baptism for Children, 62).

How extraordinary! You will work with Jesus and the Holy Spirit to do the will of God the Father in this world. When does that begin? Not when you are a teenager. Not when you are an adult. It happens right now—every day.



Games & Discoveries

28

Page 28

Jesus is Priest, Prophet, and King Page 28

Read the first paragraph, and then distribute a picture of Jesus with space to write the words *priest*, *prophet*, and *king* and the word *Messiah* across the bottom.

Read aloud the first bullet.

Say: Write the word *Priest* on paper with a capital P.

Read aloud the second bullet.

Say: Write the word *Prophet* with a capital P.

Read aloud the third bullet.


Say: Write the word *King* with a capital K.

Direct attention to the picture of a baby's anointing. Read the words that the priest says (in the next to last paragraph on page 28) as the candidates look at the picture.

Ask: What words did you hear that we just used to describe Jesus? *priest*, *prophet*, *king*

Summarize last paragraph in a voice that conveys excitement.

You Are God's Anointed




You will need extra help to do such important work. That special grace will come to you in the Sacrament of Confirmation. The Holy Spirit is ready to connect you even more firmly to Jesus and his Church. He will deepen the seven Gifts you first received in Baptism. The Spirit will give you the special strength you will need to spread the Good News that Jesus has given us new life.

Like the prophets, priests, and kings of Israel, you will be anointed. The bishop or priest will already have Sacred Chrism on his thumb. He will lay

most of his hand on your head. With his thumb, he will trace the Sign of the Cross on your forehead. He will say, "[Your Confirmation Name], be sealed with the Gift of the Holy Spirit!" (Order of Confirmation, 27) You will answer, "Amen."

This is the same response you give when you receive the Eucharist. You are saying, "I believe! I believe that God has chosen me. I share in Jesus' ministry of priest, prophet, and king."

Look at the three pictures on this page. In the space beneath each picture, write what Jesus might be saying.



29

Page 29


You Are God's Anointed Page 29

Say: Wow! Look at the first sentence on this page. Listen as I read this paragraph. Stand up every time you hear something the Holy Spirit will do for you in Confirmation.

Have the group read the next sentence with you, starting with, "Like the prophets ..."

Say: I will use your baptismal name today, but on your Confirmation day, you can choose a Confirmation name. We will talk more about that later. After the bishop speaks, you will have to answer. Place your finger on the sentence that begins, "You will answer ..." and read with me.

Demonstrate what the bishop will do when the children are anointed. Give everyone a turn. Make sure each child boldly responds, "Amen!"

 Read the activity instructions. When the children have finished writing their responses, ask volunteers to share. Emphasize that because we are united with Jesus, we too act as priest, prophet, and king.

DISCOVER

The Heart of a Learner

Jesus taught us how to be his disciples. His Holy Spirit helps us to understand and believe what Jesus taught. Jesus had told his Apostles at the Last Supper that on Pentecost, the Holy Spirit would be sent. The Holy Spirit "will teach you everything and remind you of all that [I] told you. Peace. Believe with your peace. I give it to you. Not as the world gives do I give it to you" (John 14:26-27).


After you are anointed with Sacred Chrism at Confirmation, the bishop or priest will say, "Peace be with you." You will answer: "And with your spirit" (Order of Confirmation, 27). Your heart will be at peace. True peace comes when you trust in God's will and live as he made you to live. It is a calmness that comes when things are in their proper order, with God first. Peace is when people solve problems with kindness and justice.

The Holy Spirit will help you live as a disciple. He will help you to listen for what the Father wants for you. With the Spirit's help, you can share Christ's peace through the things you say and do, even when it might be difficult. You can do it. You are not alone. You have been aided by the Holy Spirit and marked for Christ.

Find a secret message. Circle every third letter. Then write the circle letters in the small boxes at the bottom of the page.

LEJPDDELWSKSUZLSMOG
RTIPWVVGCEPOSQJMIK
ELSKVPBNEFRAHBCLKE

□□□□ □□□□
□□ □□□□



Page 30

The Heart of a Learner Page 30

Read the first two paragraphs on page 30 of the Child Book.

Say: Find the sentence that describes true peace.

Emphasize the next two sentences that connect God's will and his order and purpose.

Ask: How often each day do you think we should ask the Holy Spirit for help?

Responses will vary.

Instruct the children to read the last paragraph silently.

Ask: Why is it important for every person to want peace? *There can only be peace in the world when we follow Jesus by loving others with our words and actions.* *There can only be peace in the world when we follow Jesus by loving others with our words and actions.* When is it the most difficult for you to be a peaceful person?

Responses will vary.




Have the children complete the secret message activity in their books.

Say: We are going to discover a secret message.

Ask for a volunteer to read the directions, then continue.

Say: Let's take try to find the first few letters together. Count 1, 2, and circle the third letter. Now write that letter in first blank. Again count 1, 2, and circle the next letter. Write that letter in the second blank space. Finish the rest of the message.

Ask for a volunteer to read the secret message.



Page 31

Disciples Change the World Page 31

Line up half of the children (with their books) on one side of room, the other half on the other side of the room, facing each other.


Direct one side to loudly proclaim the word *Priest*.

Direct the opposite side to read the two sentences that describe how they share in Jesus' priesthood (beginning with the words "We praise ...").

Direct the second side to loudly proclaim the word *Prophet*. Then the other side responds with the next two sentences (beginning with the words "We know ...").

Do the same for *King*, using the last two sentences (beginning with the words "We live ...").

Have the children return to their seats chanting, "priest, prophet, king."

 Work with the children to complete the activity in their books After the group is done, ask volunteers to share responses..

Say: On page 29 we thought about what Jesus would say and do. Now, let's think about what we would say and do because we have new life in Christ.

Closing Ritual Prayer

Gather the children in a prayer space with a bowl of holy water, a Bible, a cross, and a candle. Before prayer begins, give three volunteers large cards with the words, Priest, Prophet, King.

All: In the name of the Father, and of the Son, and of the Holy Spirit. Amen.

Leader: We begin our prayer remembering that in Confirmation, you will soon receive a spiritual seal that will make you ever more deeply united with Jesus and more fully a member of his Church.

Reader: "[Jesus] said to them again, 'Peace be with you. As the Father has sent me, so I send you'" (John 20:21).

Leader: How do we bring the peace of Jesus to the world? We share in his mission of Priest, Prophet, and King.


Have volunteers place cards on table as the leader says each word.

Leader: We must be peacemakers, beginning with those closest to us. So, let us offer each other a Sign of Peace.

Everyone moves around the room, shakes hand of another and says, "Peace be with you."



If books go home, remind the children to complete page 32 and bring their books back. Distribute copies of the Session 3 Family + Faith Pages.



Page 32